


# 12 Weeks of Christmas



## Week 2: Spruced Up Shaker Gift Tags

### Step #1:

- Cut hexagon “frame” from 2-3/4” x 2-3/4” piece Glimmer Paper with largest die and third largest die from the Beautiful Shapes dies using a die-cutting machine. Cut hexagon shapes from 2-3/4” x 2-3/4” pieces of Sweetest Christmas Designer Series Paper, Window Sheet and Basic White cardstock.



### Step #2

- Adhere Window Sheet to back of Glimmer paper frame using adhesive. Adhere Foam Adhesive Strips over Window Sheet around frame.
- Stamp “To-From” sentiment from Spruced Up stamp set using Memento Tuxedo Black ink onto Basic White side.
- Loop 4” length of gold trim. Place loop between Designer Series Paper and Basic White hexagon. Adhere hexagons together.



### Step #3

- Place sequins on center of solid hexagon. Remove paper from adhesive foam strips. Adhere hexagon frame over sequins onto back of tag.





## Step #4

- Using stamps and dies from the Spruced Up Bundle embellish gift tags as desired.



**Spruced Up Bundle  
(English)**




**Beautiful Shapes  
Dies**




**Sweetest  
Christmas 12" X 12"  
(30.5 X 30.5 Cm)  
Designer Series  
Paper**




**Real Red & White  
6" X 6" (15.2 X 15.2  
Cm) Glimmer  
Paper**




**Window Sheets**



**Gold Foil Sheets**



**Basic White 8 1/2"  
X 11" Cardstock**



**Pool Party 8-1/2" X  
11" Cardstock**



**Tuxedo Black  
Memento Ink Pad**



**Crushed Curry  
Classic Stampin'  
Pad**



**Garden Green  
Classic Stampin'  
Pad**



**Real Red Classic  
Stampin' Pad**



**Pool Party Classic  
Stampin' Pad**



**Simply Elegant  
Trim**



**Foam Adhesive  
Strips**



**Multipurpose  
Liquid Glue**



**Mini Stampin' Cut  
& Emboss  
Machine**



**Regals Stampin'  
Write Markers**



**Subtles Stampin'  
Write Markers**

## Product List

- [Spruced Up Bundle \(English\)](#)
- [Beautiful Shapes Dies](#)
- [Sweetest Christmas 12" X 12" \(30.5 X 30.5 Cm\) Designer Series Paper](#)
- [Real Red & White 6" X 6" \(15.2 X 15.2 Cm\) Glimmer Paper](#)
- [Window Sheets](#)
- [Gold Foil Sheets](#)
- [Basic White 8 1/2" X 11" Cardstock](#)
- [Pool Party 8-1/2" X 11" Cardstock](#)
- [Tuxedo Black Memento Ink Pad](#)
- [Crushed Curry Classic Stampin' Pad](#)
- [Garden Green Classic Stampin' Pad](#)
- [Real Red Classic Stampin' Pad](#)
- [Pool Party Classic Stampin' Pad](#)
- [Simply Elegant Trim](#)
- [Foam Adhesive Strips](#)
- [Multipurpose Liquid Glue](#)
- [Mini Stampin' Cut & Emboss Machine](#)
- [Regals Stampin' Write Markers](#)
- [Subtles Stampin' Write Markers](#)